

Task 59/Annex 76

6th expert meeting

23-24 April 2020, Online meeting

Agenda

v. 20200417

Contacts:

Operating agent – EURAC research, task59@eurac.edu

Alexandra Troi, alexandra.troi@eurac.edu, +39 338 7149464 (mob) +39 0471 055 600

Daniel Herrera, daniel.herrera@eurac.edu, +39 392 0544527 (mob) +39 0471 055 699

The contents of this report do not necessarily reflect the viewpoints or policies of the International Energy Agency (IEA) or its member countries, the IEA Solar Heating and Cooling Technology Collaboration Programme (SHC TCP) members or the participating researchers.

Contents

Contents	i
1 Meeting agenda	1
Agenda (v 17.04.20)	1
2 Practical information	2
GoToMeeting link.....	2
How to Join a Meeting with GoToMeeting.....	4
2.1.1 Download the software now	4
2.1.2 Join from the meeting link (a).....	4
2.1.3 Join from the meeting ID (b).....	4
Mentimeter: what is it and how to use it?	7



1 Meeting agenda

Agenda (v 17.04.20)

Thursday 23 rd	Friday 24 th
https://global.gotomeeting.com/join/973712837	https://global.gotomeeting.com/join/973712837
10:00 Welcome (A. Troi) 30'	
<ul style="list-style-type: none">- Welcome from DMugnier (SHC)- Welcome and Instructions- Group picture	
10:30 Subtask A (W. Hüttler)	10:30 Subtask C (R. Pfluger)
HiBERATLAS update (D. Herrera) 20'	Working groups
<ul style="list-style-type: none">- Feedback from Partners- Agreements, to dos	<ul style="list-style-type: none">- Walls (A. Rieser) 15'- Windows (J. Rose) 15'- HVAC (R. Pfluger) 15'- Solar (E. Leonardi) 15'
Status of case studies (S. Kuchar) 30'	
<ul style="list-style-type: none">- Update from partners- Agreements, to dos	
<i>Coffee break</i>	<i>Coffee break</i>
11:30 Subtask A (continuation)	11:30 Subtask C (continuation)
Assessment report (W. Hüttler) 60'	Working groups (continuation) 15'
<ul style="list-style-type: none">- Feedback from Partners- Agreements, to dos	<ul style="list-style-type: none">- Strategies (A. Buda)
	How information should look 20'
	<ul style="list-style-type: none">- Quality (A. Rieser)
	RiBuild guidelines for Internal Insulation 20'
	<ul style="list-style-type: none">- (EJ de Place)
12:30 Lunch break	12:30 Lunch break
14:00 Subtask B (T. Broström)	Subtask D (R. Curtis)
Overview (T. Broström) 5'	Overview & context (R. Curtis) 10'
Short status report (T. Broström) 15'	Online activities (C. Forward) 10'
<ul style="list-style-type: none">- B1 (Facts sheets)- B2 (Standard assessment)- B5 (Simulations)	<ul style="list-style-type: none">- Course (T. Broström) 10'- Discussion 10'
B4: Concept for a handbook 45'	Stakeholder events (R. Curtis) 10'
<ul style="list-style-type: none">- Presentation- Feedback on the handbook- Timeplan	<ul style="list-style-type: none">- Discussion
<i>Coffee break</i>	<i>Coffee break</i>
15:30 Subtask B (T. Broström)	15:30 Wrap-up (A. Troi) 30'
<ul style="list-style-type: none">- Presentation by Alessia Buda 20'- Standard assessment (G. Leijonhufvud) 30'	<ul style="list-style-type: none">- Open issues- Next meetings

- - - end of the meeting - - -

2 Practical information

Due to the restrictions imposed by the outbreak of the COVID-19 virus, the meeting originally planned to be held in Louvain-la-Neuve (Belgium) **will take place entirely as an online meeting**. We will be using two platforms:

- **GoToMeeting** as our virtual meeting room
- **Mentimeter** for interactive presentations and Q&A

Please find below the information to join and participate during the meeting. Do not hesitate to get in touch if you have any difficulty.

GoToMeeting link

IEA Task59 6th Expert meeting – 23rd & 24th of April 2020

Please join my meeting from your computer, tablet or smartphone.
<https://global.gotomeeting.com/join/973712837>

You can also dial in using your phone.

United States: [+1 \(571\) 317-3129](tel:+15713173129)

Access Code: 973-712-837

More phone numbers

Australia: [+61 2 8355 1050](tel:+61283551050)

Austria: [+43 7 2081 5427](tel:+43720815427)

Belgium: [+32 28 93 7018](tel:+3228937018)

Brazil: [+55 21 3500-3941](tel:+552135003941)

Bulgaria: [+359 2 906 0605](tel:+35929060605)

Canada: [+1 \(647\) 497-9391](tel:+16474979391)

Chile: [+56 2 3214 9680](tel:+56232149680)

Colombia: [+57 1 600 9953](tel:+5716009953)

Czech Republic: [+420 2 55 71 95 02](tel:+420255719502)

Denmark: [+45 32 72 03 82](tel:+4532720382)

Finland: [+358 942 72 1060](tel:+358942721060)

France: [+33 170 950 594](tel:+33170950594)

Germany: [+49 691 7489 928](tel:+496917489928)

Greece: [+30 21 0 300 2583](tel:+302103002583)

Hungary: [+36 1 933 3699](tel:+3619333699)

Ireland: [+353 15 360 728](tel:+35315360728)

Israel: [+972 3 376 3070](tel:+97233763070)

Italy: [+39 0 247 92 13 01](tel:+390247921301)

Luxembourg: [+352 34 2080 9219](tel:+3523420809219)

Malaysia: [+60 3 7724 4059](tel:+60377244059)

Mexico: [+52 55 3687 7278](tel:+525536877278)

Netherlands: [+31 207 941 377](tel:+31207941377)

New Zealand: [+64 9 280 6302](tel:+6492806302)

Norway: [+47 21 93 37 51](tel:+4721933751)

Panama: [+507 308 4334](tel:+5073084334)

Peru: [+51 1 642 9424](tel:+5116429424)

Romania: [+40 31 780 1158](tel:+40317801158)
South Africa: [+27 11 259 4924](tel:+27112594924)
Spain: [+34 932 75 2004](tel:+34932752004)
Sweden: [+46 853 527 827](tel:+46853527827)
Switzerland: [+41 225 4599 78](tel:+41225459978)
Turkey: [+90 212 900 4807](tel:+902129004807)
United Kingdom: [+44 330 221 0088](tel:+443302210088)

Join from a video-conferencing room or system.

Dial in or type: 67.217.95.2 or inroomlink.goto.com

Meeting ID: 973 712 837

Or dial directly: 973712837@67.217.95.2 or 67.217.95.2##973712837

New to GoToMeeting? Get the app now and be ready when your first meeting starts:

<https://global.gotomeeting.com/install/973712837>

How to Join a Meeting with GoToMeeting

You have lots of options when it comes to joining meetings! You can use the desktop app on your Windows or Mac Computer, use a Chrome browser to join online, or even join on the go using your iOS, Android or Windows Phone device. See Compare Join Methods to learn more about which of the 3 available join methods you will use.

Note: With the increased demand for GoToMeeting, you may experience a lag in service or slowness joining your meetings. For best practices on staying connected during the busiest meeting times, click here.

Watch Video 

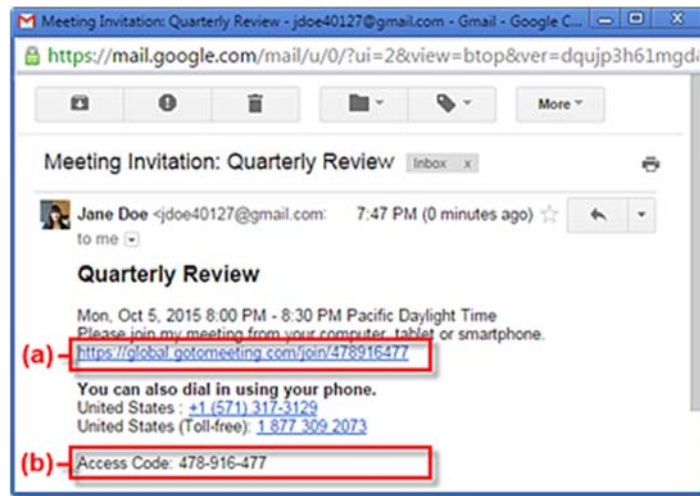
2.1.1 Download the software now

The desktop app allows you to access all of our great collaboration tools including shared keyboard/mouse control, drawing tools, and multi-monitor screen sharing. To download, view Download GoToMeeting Now. Please note you do not need to download the GoToMeeting app beforehand to join the meeting.

2.1.2 Join from the meeting link (a)

When you are invited to a meeting, you will usually have a unique hyperlink included in the session details. You can open this link in any web browser to automatically join the session! Once opened, you will be prompted to join from the web (using our browser-based meeting tool) or from the desktop app.

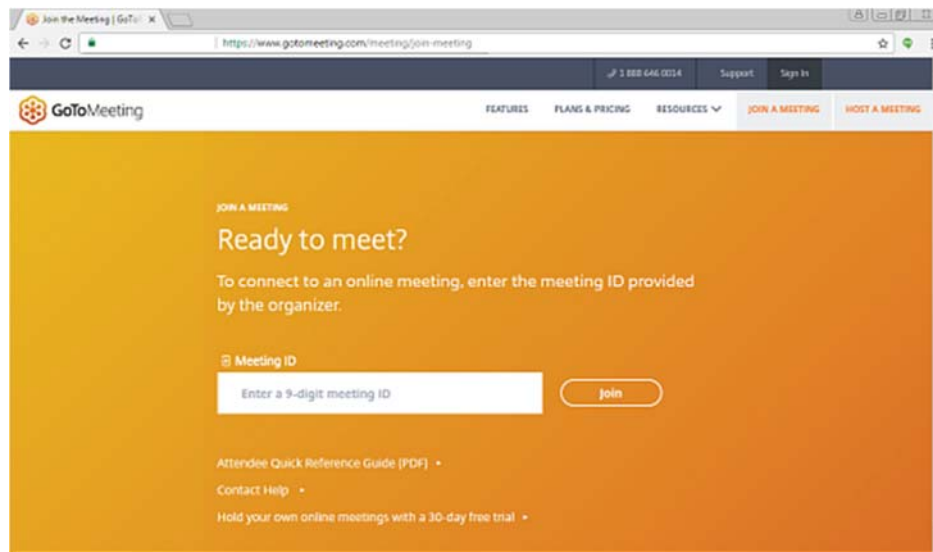
The meeting link is marked as (a) below. See Compare Join Methods to learn more about which of the 3 available join methods you will use.



2.1.3 Join from the meeting ID (b)

If you don't have the meeting link or are having trouble being automatically launched into session, you can join by manually entering the meeting ID. This will also be included in the session invitation (shown as (b) above).

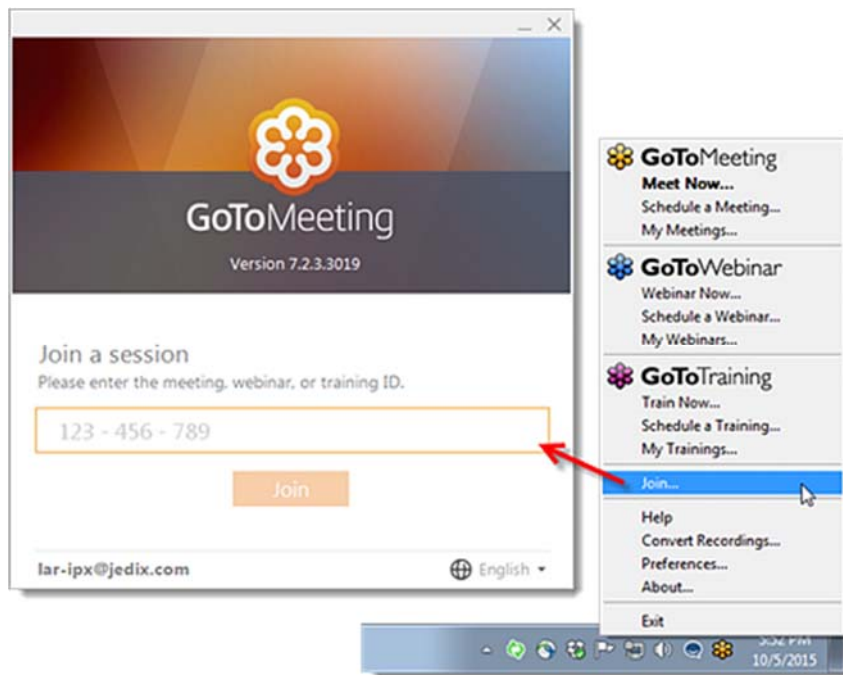
- **If you are on a computer**, open a web browser (Chrome preferred) and go to www.gotomeeting.com/meeting/join-meeting and enter the Meeting ID. You can choose to join the meeting from a browser or from the desktop app.



- **If you are on a mobile device**, first download the iOS, Android or Windows Phone app. Then open the app and enter the Meeting ID.



- **If you are on a computer and have the desktop app installed**, you can also join directly by right-clicking the daisy icon in the system tray (Windows) or toolbar (Mac), selecting **Join** and entering the Meeting ID.



For more information please visit:

<https://support.goto.com/meeting>

Mentimeter: what is it and how to use it?

Mentimeter is a platform that allows:

- Build interactive presentations with the easy-to-use online editor. Add questions, polls, quizzes, slides, images, gifs and more to your presentation to create fun and engaging presentations.
- Your audience uses their smartphones to connect to the presentation where they can answer questions. Visualize their responses in real-time to create a fun and interactive experience.
- Follow-up. Once your Mentimeter presentation is over, share and export your results for further analysis and even compare data over time to measure the progress of your audience.

You can find out more about the features and test it a:

<https://www.mentimeter.com/features>

Go to www.menti.com and use the code 65 79 30

How did you find out about Mentimeter?

Response	Count
It's a secret	63
I've always known	24
Social media	33
Google	57
Friend or colleague	289
I was voting	59

525

Please enter the code

Submit

The code is found on the screen in front of you

Powered by Mentimeter [Terms](#)

In our case, we are particularly interested in using this tool as way to gather all the questions. At the end of every presentation we will go through all the gathered questions and comments, so none gets lost.